


PRODUCT SHEET


Description:


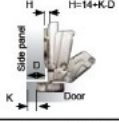



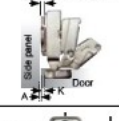




Maxi Hinge, "A" Clip-On, 165DG, NPL, Full-Overlay,W/Plate F/ Chipboard Screws,H:0mm, ø35mm
Cup, cc:48mm - 6mm, Cup, Height: 11,3mm, Name Plate Not Possible

Item number:

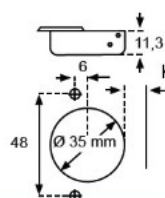
15.03.740-0

Units	Box	Carton	HS Code	Barcode
Pcs.	1	100	8302100090	
				5704866053242



Steel - Nickel Plated		Item No.	D: Overlay calculations	A: Gap calculations																												
Full overlay (A)  	H Side panel D K Door H=14+K-D	15.03.740 Incl. mounting plate H = 0	<table><tr><th>D</th><th>K</th><th>3</th><th>4</th><th>5</th><th>6</th><th>7</th></tr><tr><th>H</th><th>0</th><td>17</td><td>18</td><td>19</td><td>20</td><td>21</td></tr><tr><th>2</th><td>15</td><td>16</td><td>17</td><td>18</td><td>19</td><td></td></tr><tr><th>4</th><td>13</td><td>14</td><td>15</td><td>16</td><td>16</td><td>17</td></tr></table>	D	K	3	4	5	6	7	H	0	17	18	19	20	21	2	15	16	17	18	19		4	13	14	15	16	16	17	
D	K	3	4	5	6	7																										
H	0	17	18	19	20	21																										
2	15	16	17	18	19																											
4	13	14	15	16	16	17																										
Half overlay (B)  	H Side panel D K Door H=5+K-D	15.03.741 Incl. mounting plate H = 0	<table><tr><th>D</th><th>K</th><th>3</th><th>4</th><th>5</th><th>6</th><th>7</th></tr><tr><th>H</th><th>0</th><td>8</td><td>9</td><td>10</td><td>11</td><td>12</td></tr><tr><th>2</th><td>6</td><td>7</td><td>8</td><td>9</td><td>10</td><td></td></tr><tr><th>4</th><td>4</td><td>4</td><td>5</td><td>6</td><td>7</td><td>8</td></tr></table>	D	K	3	4	5	6	7	H	0	8	9	10	11	12	2	6	7	8	9	10		4	4	4	5	6	7	8	
D	K	3	4	5	6	7																										
H	0	8	9	10	11	12																										
2	6	7	8	9	10																											
4	4	4	5	6	7	8																										
Inset (C)  	H Side panel D K Door H=4,5+K+A	15.03.742 Incl. mounting plate H = 4	<table><tr><th>A</th><th>K</th><th>3</th><th>4</th><th>5</th><th>6</th><th>7</th></tr><tr><th>H</th><th>0</th><td>1,5</td><td>0,5</td><td>0,5</td><td>-1,5</td><td>-2,5</td></tr><tr><th>2</th><td>3,5</td><td>2,5</td><td>1,5</td><td>0,5</td><td>-0,5</td><td></td></tr><tr><th>4</th><td>5,5</td><td>4,5</td><td>3,5</td><td>2,5</td><td>1,5</td><td></td></tr></table>	A	K	3	4	5	6	7	H	0	1,5	0,5	0,5	-1,5	-2,5	2	3,5	2,5	1,5	0,5	-0,5		4	5,5	4,5	3,5	2,5	1,5		
A	K	3	4	5	6	7																										
H	0	1,5	0,5	0,5	-1,5	-2,5																										
2	3,5	2,5	1,5	0,5	-0,5																											
4	5,5	4,5	3,5	2,5	1,5																											
 	32 37 Cabinet edge	H = 0 f/chipboard screws Clip-on	Delivered as standard mounting plate with all hinges. Chipboard screws to be ordered separately.																													
 	32 37 Cabinet edge	15.03.728-1 H = 0 f/euro screws Clip-on	To be ordered separately if easy up & down adjustment is wanted. Pre-mounted euro screws included.																													

Cup drawing



Opening angle:	165°
Depth of hinge cup:	11,3 mm
Diameter of hinge cup:	35 mm
Mounting of hinge: Screw on:	c.c 48 mm
Possible drilling distances on the door (K):	3-8 mm
Door thickness:	14-26 mm

SISO A/S

Mileparken 11
DK-2740 Skovlunde
Denmark
VAT: DK 24786013

Phone +45 45 830 900

www.siso.dk
siso@siso.dk

Danske Bank
Nytrov Branch
Copenhagen
SWIFT: DABADKKK

Account no.
4180 3112 112936
IBAN Account
DK7230003112112936