


PRODUCT SHEET

Description:

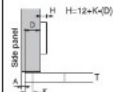

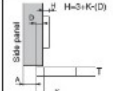

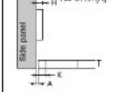


Maxi Glass Door Hinge, NPL, Inset, Soft Close, With Clip On Plate F/Chipboard Screws H=0, 100DG, Bore: $\varnothing 35$ mm, W/SISO DK, Name Plate, Excl. Cover Cap & Screws, 4-6 mm Glass Thickness

Item number:

15.01.717-0

Units	Box	Carton	HS Code	Barcode
Pcs.	1	100	8302100090	
				5704866052412



Steel - Nickel Plated	Item No.	D: Overlay calculations	A: Gap between door and sidepanel
Full overlay (A) 	15.01.715 Incl. SISO name plate + mounting plate H = 0		
Half overlay (B) 	15.01.716 Incl. SISO name plate + mounting plate H = 0		
Inset (C) 	15.01.717 Incl. SISO name plate + mounting plate H = 0		
	H = 0 f/chipboard screws Clip-on	Delivered as standard mounting plate with all hinges. Chipboard screws to be ordered separately.	

Cup drawing



Opening angle:	100°
Depth of hinge cup:	11.3 mm
Diameter of hinge cup:	35 mm
Possible drilling distances on the glass door (K):	4-6 mm
Glass door thickness:	4-6 mm

SISO A/S

Mileparken 11
DK-2740 Skovlunde
Denmark
VAT: DK 24786013

Phone +45 45 830 900

www.siso.dk
siso@siso.dk

Danske Bank
Nytorv Branch
Copenhagen
SWIFT: DABADKKK

Account no.
4180 3112 112936
IBAN Account
DK7230003112112936